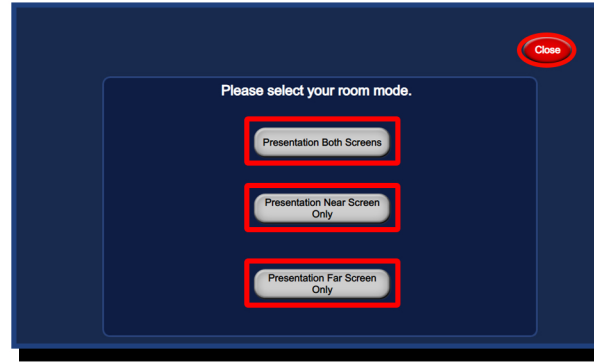
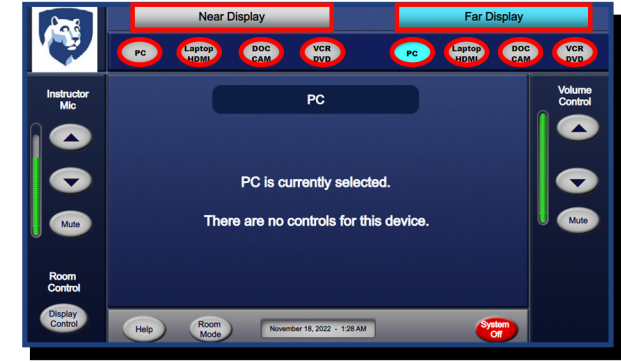




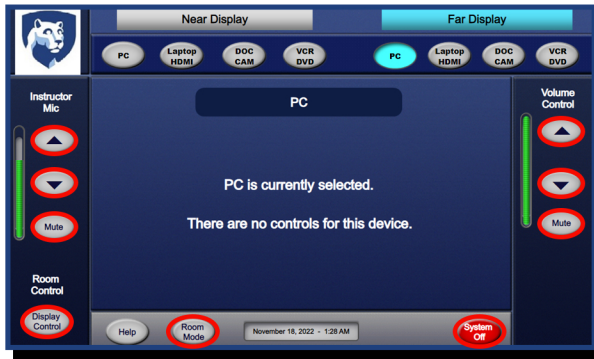
1. Touch Logo to begin.



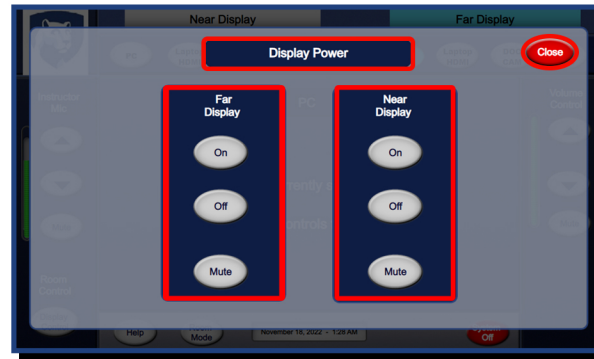
2. Room mode:
Presentation Both Screens
Presentation Near Screen Only
Presentation Far Screen Only
Close



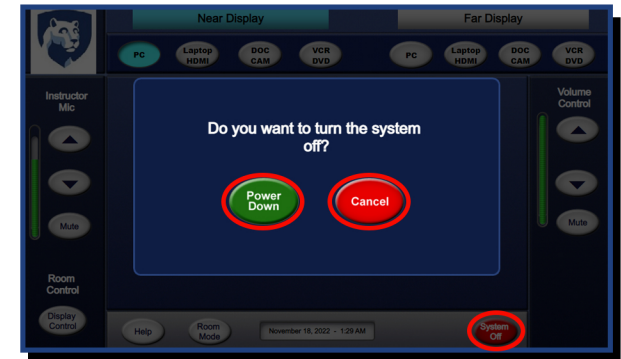
3. Select Display:
Near Display Far Display
 Source:
PC Laptop HDMI
Doc Cam VCR DVD



4. Room Controls:
 Instructor Mic, Up Down & Mute
 Room Volume, Up Down & Mute
Display Control
Room Mode System Off



5. Display Power:
 Far Display, On Off & Mute
 Near Display, On Off & Mute



6. System Off. System OFF button
Power Down or Cancel buttons.

Please remember to turn off room system, exit all programs, and log out of PC.