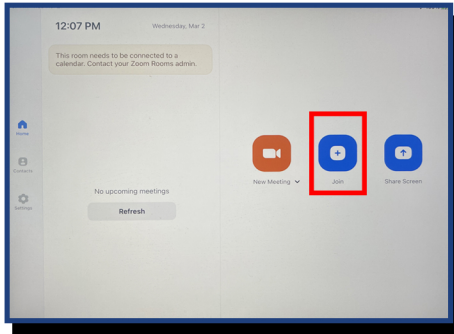
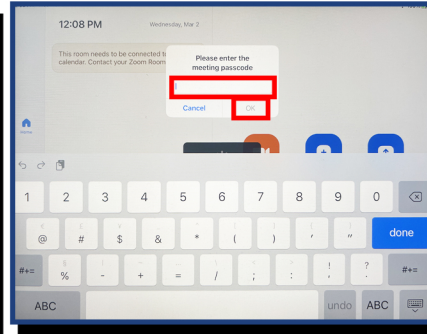
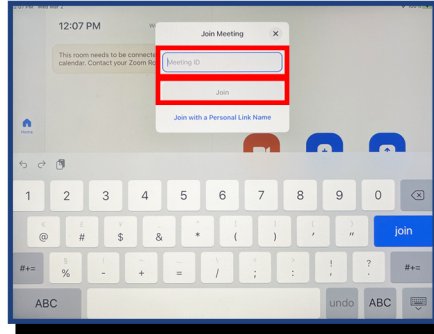


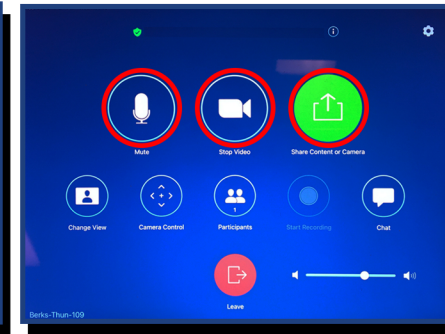
1. Touch Join



2. Enter in meeting ID, Join. (Enter passcode, OK)

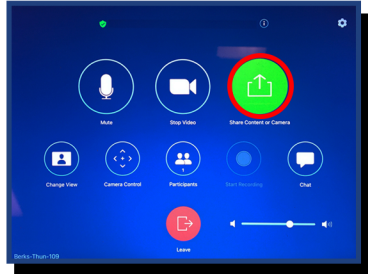


3. Meeting Controls:

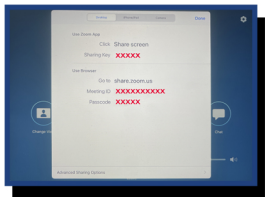


Mute
Stop Video
Share Content
or Camera

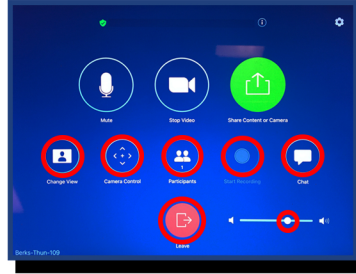
4. Share Content:




Desktop/Laptop



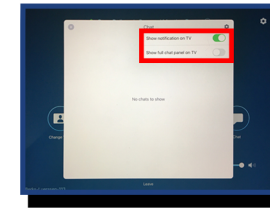
5. Additional Tools:



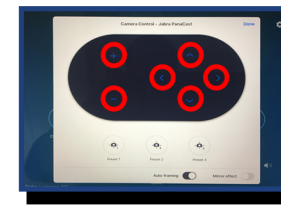
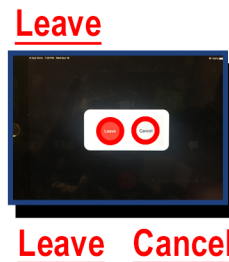
Change View
Camera Control
Start Recording
Chat
Volume Control



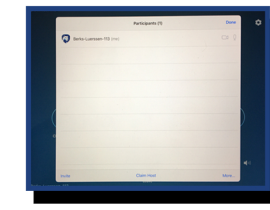
Change View:
Speaker Thumbnail
Gallery



Chat:
Settings



Camera Control:
Pan
Tilt
Zoom



Participants

Please remember to turn off all room systems, exit all programs, and log out of any computer device.

Need assistance? • Call H.E.L.P. or Ext. 4357 • Please report all problems!