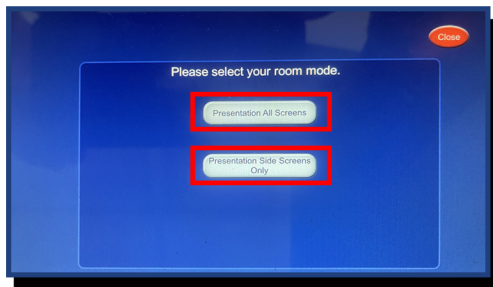
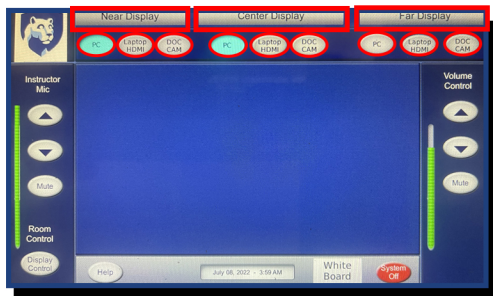


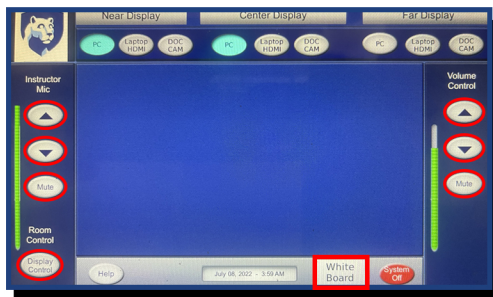
1. Press logo to begin.



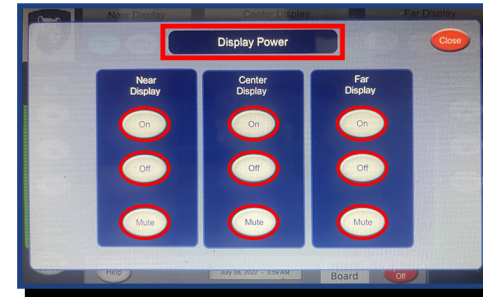
2. Room Mode Selection:
Presentation All Screens
Presentation Side Screens Only



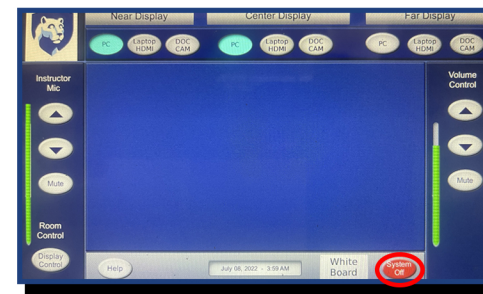
3. Presentation mode:
Select display and source:
Near, Center & Far Display
Source
PC, Laptop HDMI & DOC Cam



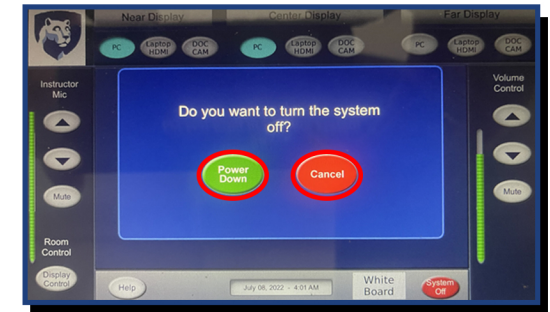
4. Instructor Mic, & Volume Control
On, Off & Mute
White Board - Raise screen
Display Control



5. Display Control
Display Power:
On, Off & Mute
Near Display, Far Display
& Projector.



6. System Off:
Power Down or
Cancel button.



Please remember to turn off room system, exit all programs, and log out of PC.