

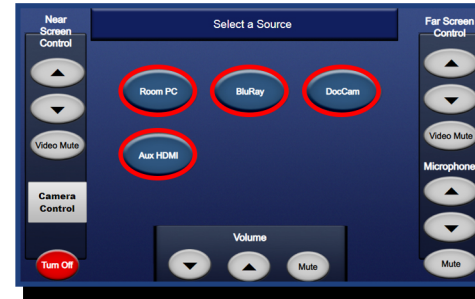
Luerssen 005 Podium Instructions



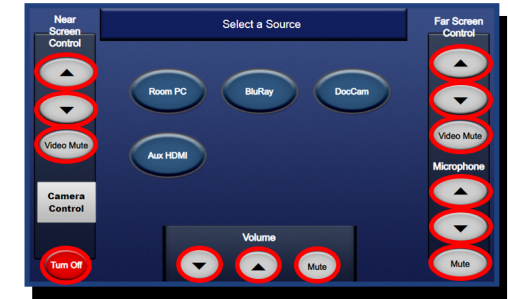
1. Touch Logo to begin.
Room audio & microphone muted at start up.




2. Select room mode:
Near Projector On Far Projector On
Both Projectors On or Audio Only



3. Select Source:
Room PC Blu-Ray Doc Cam
Aux HDMI



4. Room Control:
 Screen: Up, Down & Video Mute
 Volume & Microphone:
Up, Down & Mute Audio
Turn Off



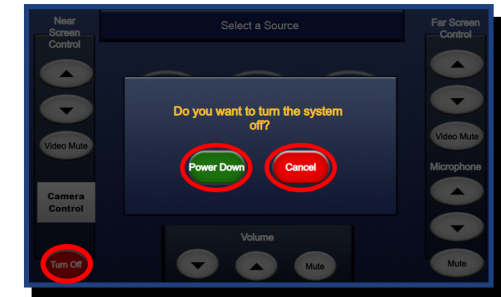
5. Presentation mode:
 PC, Doc Cam, BluRay, & Aux HDMI
Near Screen, Far Screen, & Both Screens
Back
 BluRay & Camera Controls:
BluRay Controls Camera Control



6. BluRay Control:
Controls
Menu Title Enter
Back



7. Camera Control:
 Pan/Tilt, Zoom,
 & Presets:
 (Huddle Camera - for Zoom)
 Camera Presets:
 1: Podium
 2: Left Board
 3: Right Board
 4: Front Table
 (If applicable)



8. Turn Off. System off button
Power Down or Cancel
Please remember to turn off room system, exit all programs, and log out of PC.

Need assistance? • Call H.E.L.P. or Ext. 4357 • Please report all problems!