

Luerssen 020 Podium Instructions



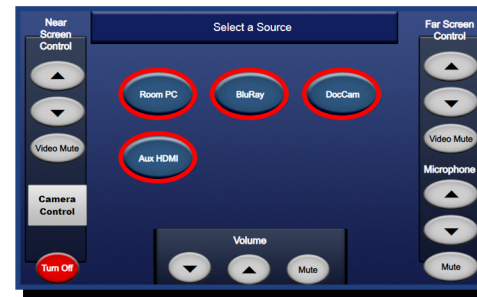
1. Touch Logo to begin.

Video muted at start up.



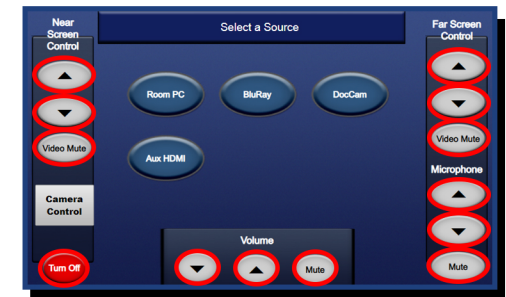
2. Select room mode:

Near Projector On Far Projector On
Both Projectors On or Audio Only




3. Select Source:

Room PC Blu-Ray Doc Cam
Aux HDMI



4. Room Control:

Screen: Up, Down & Video Mute
Volume & Microphone:
Up, Down & Mute Audio
Turn Off



5. Presentation mode:

PC, Doc Cam, BluRay, & Aux HDMI
Near Screen, Far Screen, & Both Screens
Back

BluRay & Camera Controls:
BluRay Controls Camera Control



6. BluRay Control:

Controls
Menu Title Enter
Back



7. Camera Control:

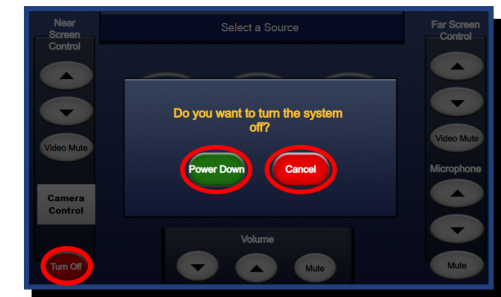
Pan/Tilt, Zoom,
& Presets:
(Huddle Camera - for Zoom)

Camera Presets:

- 1: Podium
- 2: Left Board
- 3: Right Board
- 4: Front Table
(If applicable)

Pan/Tilt: Up, Down, Left, Right,
& Home

Camera Zoom:
+: Zoom in -: Zoom out



8. Turn Off. System off button

Power Down or Cancel

*Please remember to turn off
room system, exit all
programs, and log out of PC.*

Need assistance? • Call H.E.L.P. or Ext. 4357 • Please report all problems!