

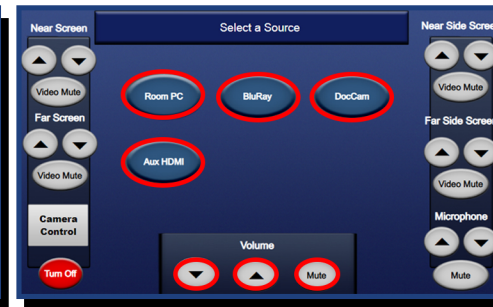
Luerssen 222 Podium Instructions



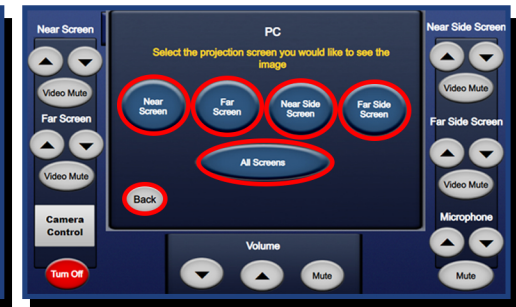
1. Touch Logo to begin.



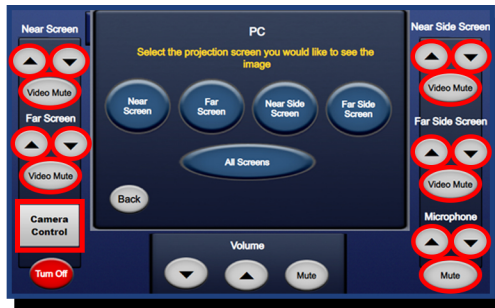
2. Select room mode:
Near Projector On Far Projector On
All Projectors On
Both Front Projectors On or Audio Only



3. Select Source:
Room PC Blu-Ray Doc Cam
Aux HDMI
 Volume: Up, Down & Mute Audio



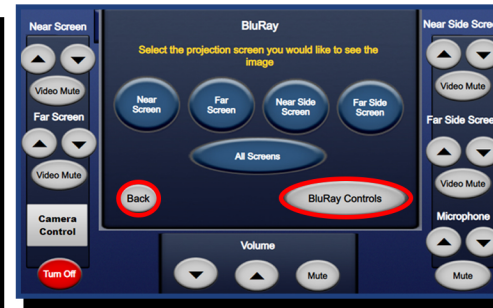
4. Display Source:
Near Screen Far Screen
Near Side Screen Far Side Screen
All Screens
Back



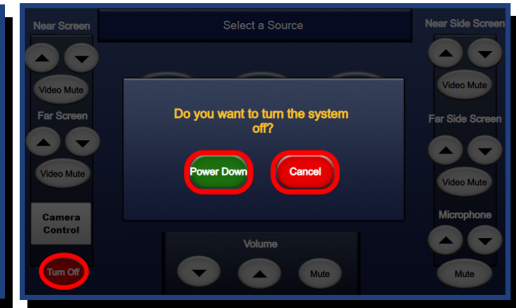
5. Screen Control:
Up, Down & Video Mute
 Microphone:
Up, Down & Mute Audio
Camera Control
 (Huddle Camera - for Zoom)



6. Camera Control:
 (Huddle Camera - for Zoom)
 Pan/Tilt:
Up, Down,
Left, Right,
& Home
 Camera Zoom:
 +: Zoom in
 -: Zoom out
 Camera Presets:
 1: Podium
 2: Left Board
 3: Right Board
 4: Front Table
Back



7. BluRay Control:
Controls
Menu Title Enter
Back



8. Turn Off.
 System off button
Power Down or
Cancel buttons.
Please remember to turn off room system, exit all programs, and log out of PC.

Need assistance? • Call H.E.L.P. or Ext. 4357 • Please report all problems!