

# Perkins 020 Podium Instructions




PennState  
Berks



Extron

1. Press **ON** to turn on the projector and start the room AV.




Extron

2. Select Source:  
**PC**, **LAPTOP**, & **DOC CAM**




Extron

3. Screen control buttons:  
**SCREEN UP** & **SCREEN DOWN**



Extron

4. Additional Controls:  
**MUTE** &  
**VOLUME** knob



Extron

5. Press **OFF** to turn off the projector and shut down the room AV.

*Please remember to turn off room system, exit all programs, and log out of PC.*

Need assistance? • Call H.E.L.P. or Ext. 4357 • Please report all problems!