






1. Press **ON** to turn on the projector and start the room AV.




2. Select Source:
PC, **LAPTOP**, & **DOC CAM**



3. Screen control buttons:
SCREEN UP & **SCREEN DOWN**



4. Additional Controls:
MUTE & **VOLUME** knob



5. Press **OFF** to turn off the projector and shut down the room AV.

Please remember to turn off room system, exit all programs, and log out of PC.