






1. Pull down screen for presentation.



2. Open laptop at podium and power it on.

4. Power **OFF** under Display when finished and power off the laptop.

3. Turn on the projector by pressing **ON** under Display at the wall plate panel.



5. **Volume Control** and **AV Mute** are available selections on the wall plate panel.

